



## Learning Objective

This badge is intended to educate and inform girl scouts on the importance of animal welfare and partnership with your local shelter.

## Requirements

Level	Required Activities	Additional
Daisy	Pet Care & Pet Behavior	1
Brownie	Pet Care & Pet Behavior	2
Junior	Pet Care & Pet Behavior	3
Cadette	Pet Care & Pet Behavior	3

# Program Activities

Activity	Materials	Getting Prepared	Time Required
Animal Crossword	Printed Documents and Pencil		10 - 30 min
Matching Game	Printed Documents and Pencil		10 - 30 min
Homemade Treats	Recipe Ingredients		1 - 2 hours
Pet Body Language	Printed Documents and Pencil		1 hour
Pet Care	Printed Documents and Pencil		1 - 2 hours
Make a No-Sew Blanket	Fabric & Scissors		2 hours
Word Scramble	Printed Documents and Pencil		10 - 30 min
Get Involved	Laptop		1 hour
Word Find	Printed Documents and Pencil		10 - 30 min

# BETTER WORLD FOR PETS



## Get Involved :

**Here is how - as a troop pick 1 or more ways you can support your local shelter(s). Get your family and friends involved too!**

How to Help	Description
1. Adopt a pet	Search for available pets at your local shelter
2. Donate	Donations may be used to help cover the costs of daily operations, supplies, staff training, animal housing upgrades, community outreach programs, animal enrichment and much more.
3. Volunteer	Even if you can't adopt a pet just now, you can help make life better for animals in your community by volunteering with your local shelter or rescue organization.
4. Say thanks	Take a minute to express your gratitude to the people who work at your local shelter and rescue groups. Give them a shout-out on social media, drop off lunch or cookies for the staff and/or mention to municipal leadership what a value they bring to your community.
5. Become a fan	Like and follow your local animal shelters and rescue groups on Facebook, then invite your friends and family to like and follow them too. Engage by sharing and commenting on posts.
6. Get crafty	Use your skills to bring some creativity to the shelter

<p>7. Make wishes come true</p>	<p>Check their websites for wish lists; if they don't have one, call them to find out what's in short supply and offer to create an online wish list for them.</p>
<p>8. Become a foster</p>	<p>Provide a temporary, safe home for pets awaiting adoption.</p>
<p>9. Help at your own home</p>	<p>Ensure your pet wears a collar with proper ID and micro chip. Spay and neuter your pets.</p>
<p>10. Help your shelter make positive changes</p>	<p>Be an advocate for your local shelters in your community.</p>

---







# Have you seen a dog do this?

## Circle 3 and share

### DOGGIE LANGUAGE

starring Boogie the Boston Terrier



ALERT



SUSPICIOUS



ANXIOUS



THREATENED



ANGRY



"PEACE!"  
look away/head turn



STRESSED  
yawn



STRESSED  
nose lick



"PEACE!"  
sniff ground



"RESPECT!"  
turn & walk away



"NEED SPACE"  
whale eye



STALKING



STRESSED  
scratching



STRESS RELEASE  
shake off



RELAXED  
soft ears, blinky eyes



"RESPECT!"  
offer his back



FRIENDLY & POLITE  
curved body



FRIENDLY



"PRETTY PLEASE"  
round puppy face



"I'M YOUR LOVEBUG"  
belly-rub pose



"HELLO I LOVE YOU!"  
greeting stretch



"I'M FRIENDLY!"  
play bow



"READY!"  
prey bow



"YOU WILL FEED ME"



CURIIOUS  
head tilt



HAPPY  
(or hot)



OVERJOYED  
wiggly



"MMMM...."



"I LOVE YOU,  
DON'T STOP"

# Have you seen a cat do this?

## Circle 3 and share

### CAT LANGUAGE



INTERESTED



FRIENDLY



ATTENTIVE



RELAXED



TRUSTING



FRIENDLY, RELAXED



CONTENT



CONFLICTED, CAUTIOUS



PLAYFUL



EXCITED



"THIS IS MINE"



ANXIOUS



PREDATORY



WORRIED



FRIGHTENED



THREATENED



TERRIFIED



SUPER TERRIFIED



IRRITATED



DISGUSTED



# Fun Facts



- A dog's nose print is as unique as a human's finger print
- A veterinarian is an animal doctor and can treat any animal but not humans
- Dogs can not sweat - they cool off through their paws and tongue
- Cats can not see directly under their nose
- Cats are able to jump at least 5X their own height



## The more you know

### Why does my dog eat grass?

Most often this normal dog behavior.

It's possible your dog has an upset stomach or might not be getting enough nutrients.

### Why do cats purr?

Cats purr most often when they are happy but they can sometimes purr when they are hungry or want something.

# Identify what is good and what is unsafe for a pet.

Draw a line to the correct symbol.



- **Healthy Pet food**
- **Giving Human food**
- **Fresh Water**
- **Drinking Ocean Water**
- **Shelter or bedding**
- **Drinking Pool Water**
- **Exercise**
- **Leaving a pet alone in the car**
- **Regular Vet Visits**
- **Giving your pet medicine not prescribed to them**
- **Collar with ID Tags**
- **Microchip**
- **Regular baths and nail trims**



# What does a veterinarian do?

A veterinarian deals with the prevention, management, and treatment of disease and injury in pets, farm animals, zoo animals and wild animals.

This includes xrays, ultra sounds and office visits.

63% of all veterinarians in the United States are women.

## Things to ask your vet

- How often should we make an appointment?
- What type of food is best for my pet?
- How often should my pet get a bath?
- How much exercise does my pet need?
- How often should I brush my pets teeth?  
What should I use?
- What is important to know about my pets breed?

## Other animal health careers

Veterinary Technician

Animal Trainer

Veterinary Assistant

Groomer

# How to meet a pet

- 🐾 Always ask the owner first
- 🐾 Turn your body sideways
- 🐾 Let the pet come to you
- 🐾 Let the pet sniff the back of your hand first
- 🐾 Pet the dog or cat gently and slowly




# How to give a treat

- 🦷 Always ask permission first
- 🦷 Keep your hand flat
- 🦷 Put the treat on your finger tips
- 🦷 Let the pet approach you





# Coloring Page



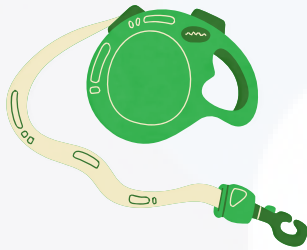
# Match the picture to the word



Toys

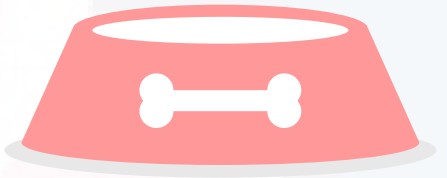


Treats



Clowder

Cat Tower



Nail Trimmer



Animal Shelter

Pet Food

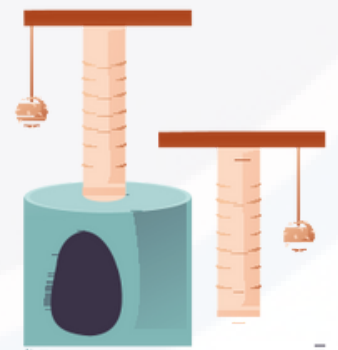


Veterinarian

Water Bowl



Leash



## Word Search

H S G W Y W A L K S N P A W C F H X  
A H M C F C S P L E A S H V A Y U R  
M E Y Q R A L B E D D I N G T W Q A  
S L U N T T E F W A T E R U H Y E Y  
T T Y C C T E Q P L A Y T I M E X F  
E E C H T O P U P P I E S Z L R E O  
R R A E O W S D R A B B I T C P R O  
M F T C Y E G A S T R E A T S T C D  
V I N K S R D O S O S E N D O G I Q  
N S I U T R A I N I N G A O Y J S J  
V H P P O R X A N M M E R H Z A E D  
U X X E M V E T E R I N A R I A N Y

Find the following words in the puzzle.

Words are hidden → ↓ and ↘ .

BEDDING

CAT

CATNIP

CATTOWER

CHECK-UP

DOG

EXERCISE

FISH

FOOD

HAMSTER

LEASH

PAW

PLAY-TIME

PUPPIES

RABBIT

SHELTER

SLEEP

TOYS

TRAINING

TREATS

VETERINARIAN

WALKS

WATER

X-RAY

# WORD SCRAMBLE

**OGD**

---

**TAC**

---

**NTTIKE**

---

**RETAW**

---

**DFOO**

---

**NITINRG**

---

**A RTTAES**

---

**HLSAE**

---

**ISHF**

---

**FRU**

---

**CDLUDE**

---

## SOLUTION

### Word Search

H	S	.	.	.	W	A	L	K	S	.	P	A	W	C	.	.	X
A	H	.	.	.	C	S	.	L	E	A	S	H	.	A	.	.	R
M	E	.	.	.	A	L	B	E	D	D	I	N	G	T	.	.	A
S	L	.	.	.	T	E	.	W	A	T	E	R	.	.	.	E	Y
T	T	.	C	.	T	E	.	P	L	A	Y	T	I	M	E	X	F
E	E	C	H	T	O	P	U	P	P	I	E	S	.	.	.	E	O
R	R	A	E	O	W	.	.	R	A	B	B	I	T	.	.	R	O
.	F	T	C	Y	E	.	.	.	T	R	E	A	T	S	.	C	D
.	I	N	K	S	R	.	.	.	.	.	.	.	D	O	G	I	.
.	S	I	U	T	R	A	I	N	I	N	G	.	.	.	.	S	.
.	H	P	P	.	.	.	.	.	.	.	.	.	.	.	.	E	.
.	.	.	.	.	V	E	T	E	R	I	N	A	R	I	A	N	.

Word directions and start points are formatted: (Direction, X, Y)

BEDDING (SE,1,4)

CAT (E,8,5)

CATNIP (SE,4,2)

CATTOWER (S,17,2)

CHECK-UP (SE,1,5)

DOG (SE,4,9)

EXERCISE (SE,9,1)

FISH (S,3,8)

FOOD (SE,10,8)

HAMSTER (S,18,5)

LEASH (SE,2,2)

PAW (E,14,12)

PLAY-TIME (SE,10,3)

PUPPIES (SE,2,3)

RABBIT (E,5,12)

SHELTER (SE,10,1)

SLEEP (S,16,1)

TOYS (E,11,1)

TRAINING (SE,7,3)

TREATS (SE,9,3)

VETERINARIAN (SE,2,1)

WALKS (SE,5,7)

WATER (SE,11,6)

X-RAY (E,5,2)



# BETTER WORLD FOR PETS



## How to Make a No-Sew Blanket

**Making a fleece no sew blanket can be made as big or as small as you want. Get creative with patterns and colors.**

### Supplies Needed:

Fabric  
Scissors  
Fabric Ruler  
Cutting Mat

### Process

Steps	Description
Chose the fabric	Chose a pattern and a matching solid Make sure both pieces of fabric are the same size
Line up the two fabric pieces	Sewing pins can be used to secure the fabric
Trim fabric to the same size	Trim any excess fabric
Cut out the corners	Cut a 5-inch square from each of the four corners
Cut the Fringe	Cut in from the edge 5 inches on all four sides. Be sure to cut through both layers of fabric.
Tying the knots	Leaving the blanket on a flat surface tie the fringe pieces

# BETTER WORLD FOR PETS



## Making a Tasty Treat

Disclaimer: Please consult your vet before introducing anything new into your dogs diet  
CHECK ALL LABELS for toxic ingredients before using

### Pumpkin Balls

#### Ingredients

- 1/2 C pumpkin Puree
- 1/2 C applesauce
- 1/4 C peanut butter
- 1/4 C plain yogurt
- 1 strip of bacon
- 2 1/2 C old fashion oats

#### Instructions

1. In a large bowl stir together pumpkin, apple sauce peanut butter and yogurt until well combined
2. Stir in bacon and oats
3. use a cookie scoop to form into balls
4. Store in the fridge or freezer up to 2 weeks

### Dog Biscuits

#### Ingredients

- 2 C whole wheat flour
- 1 C old fashioned oats
- 1 TBL dried parsley
- 1/2 C non fat dry milk
- 1/2 tbl salt
- 2 large eggs
- 1 C peanut butter
- 1/2 C + 1TBL cold water to make cohesive dough

# Instructions

1. preheat oven to 300F. Line cookie sheets with parchment paper
2. Mix together the flour, oats, parsley, dried milk and salt
3. Add eggs and peanut butter; stirring to combine. The mixture will be crumbly
4. Add enough water to bring the dough together
5. Roll the dough about 1/4" thick and use a cookie cutter to shape
6. Bake for 40-60 minutes remove and place on cooling racks. Biscuits will be dark golden brown.

# Peanut Butter Dog Biscuits

## Ingredients

- 7oz Can of pumpkin
- 3 TBL peanut butter
- 2 eggs
- 1/2 tsb salt
- 1/2 tbs cinnamon (optional)
- 1/4 to 1/2 C water
- 3 C whole wheat flour

## Instructions

1. Preheat oven to 350 degrees. Line cookie sheets with parchment paper.
2. Combine pumpkin, eggs, water, peanut butter, salt and cinnamon.
3. Slowly add in flour. Add more water if needed.
4. Roll the dough to 1/4 thick and cut out biscuits using a cookie cutter.
5. Bake for 30 min - 40 min.