

Monarch Butterfly Patch Requirements

All levels complete step 1.

Daisies need to complete an additional 4 steps.

Brownies need to complete an additional 5 steps.

Juniors need to complete an additional 6 steps.

Cadettes, Seniors and Ambassadors need to help a younger group or scout complete the patch.

Step1. Help beautify a Monarch Butterfly habitat in your area or at Camp Piedmont.

Examples are weeding, planting, watering, mulching or etc.

Step2. Learn how the monarch butterfly grows and draw pictures of each stage of its life. See page 6.

Step3. How are butterflies similar to other insects? Write down how they are different and how they are similar.

Step 4 Make a list of where monarch butterflies migrate to.

Step 5. Color a Monarch butterfly's wings to camouflage in the wild. See page 5 .

Step 6. What is the biggest butterfly in the world and what's the smallest. Are there any differences between them? See page 7/8

Step 7. What is a Lepidopterist? What is their job? What do you have to do to be one? See page 10.

Step 8. What types of flowers attract monarch butterflies? Pick out a species of butterfly and learn what flowers they like.

Step 9. Do your own activity, Draw a butterfly, Play a game, or Make a list of your favorite butterflies

Step 10. Write or listen to a story about butterflies. See page 1.

Step 11. Why do Monarchs need saving?

Step 12. Draw. Cut. Color. Make a flower for a monarch butterfly.

Step 13. Create or enjoy food that represents the monarch butterfly.

Step 14. With an adult or older girl scout visit this website.

<https://www.fws.gov/savethemonarch/> to learn more about saving the monarch butterfly!

The Story of the Butterfly

A man found a cocoon of a butterfly. One day a small opening appeared. He sat and watched the butterfly for several hours as it struggled to squeeze its body through the tiny hole. Then it stopped, as if it couldn't go further.

So the man decided to help the butterfly. He took a pair of scissors and snipped off the remaining bits of cocoon. The butterfly emerged easily but it had a swollen body and shriveled wings.


The man continued to watch it, expecting that any minute the wings would enlarge and expand enough to support the body. Neither happened! In fact the butterfly spent the rest of its life crawling around. It was never able to fly.

What the man in his kindness and haste did not understand: The restricting cocoon and the struggle required by the butterfly to get through the opening was a way of forcing the fluid from the body into the wings so that it would be ready for flight once that was achieved.


Sometimes struggles are exactly what we need in our lives. Going through life with no obstacles would cripple us. We will not be as strong as we could have been and we would never fly.

Embrace your struggle, and go for greatness! - Jerry Criss





Roll-a-Butterfly



Draw a face



Draw two antennae



Draw a body




Draw a left wing



Draw a right wing



Draw a head



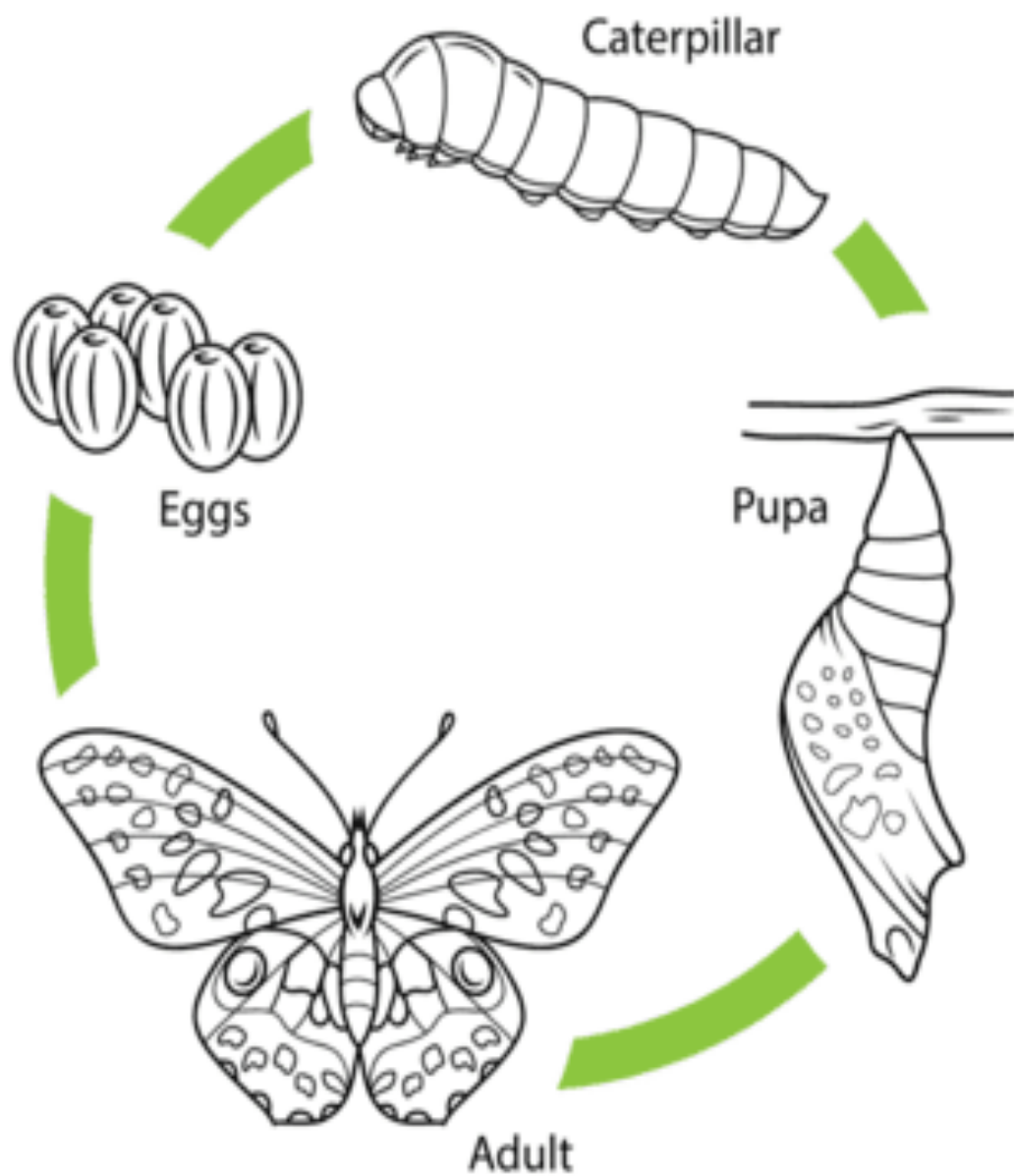
ABCJesusLovesMe

Butterfly BINGO

Meadow	Insect	Arthropod	Scales
Flutter	Hatch	Antennae	Metamorphosis
Thorax	Spiracle	Abdomen	Caterpillar
Egg	Monarch	Adult	Wing



Life Cycle of a Butterfly





This is the largest butterfly in the world is the “Queen Alexandra’s Birdwing”



This is the smallest butterfly in the world is the “Western Pigmy Blue”

lep·i·dop·ter·ist

/ˌlepəˈdäpt(ə)rəst/

a person who studies or collects butterflies and moths.

What it takes to be one

1. Learn which ways you can study butterflies or moths
2. Write down the things you learned when studying your butterfly
3. If you want to you can with a parents permission collect butterflies study them then you can store them with a label next to it stating which butterfly species it is and some interesting things about it.